

Information at your fingertips.

Use the Surest app to search for care, and so much more. You can also:

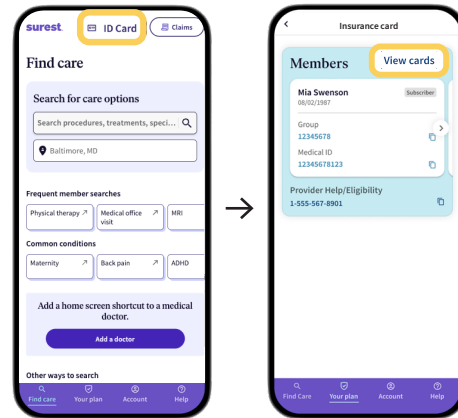
1

Conveniently access your digital ID card.

From the “Find care” screen, click on “ID card” and “View cards” to pull up your member ID card.

If your provider isn’t familiar with Surest:

Within the insurance card screen, scroll down to “Having trouble using Surest with your provider?” and “Learn more” to pull up some helpful tips.

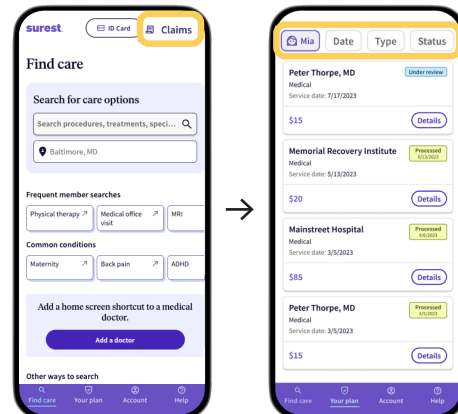


Illustrative example only. Costs and coverage may vary.

2

View claims.

From the “Find care” screen, click on “Claims.” Filter by date, type (medical or pharmacy), or status to see medical claims that are processed or under review.

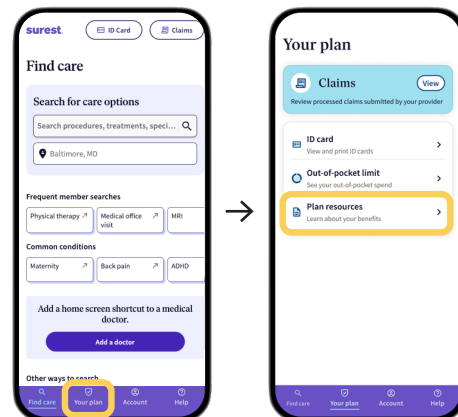


Illustrative example only. Costs and coverage may vary.


3

Find forms and resources.

From the “Find care” screen, click on “Your plan” and then “Plan resources.”



Illustrative example only. Costs and coverage may vary.



Questions?

You don’t have to leave the app to get answers! Member Services is available directly from the app via chat and email or by calling the number on the back of your Surest member ID card.